

# LPS INFOCUS

LOVELAND PHOTOGRAPHIC SOCIETY  
MONTHLY NEWSLETTER

DECEMBER 2025

## In this issue:

December: It's a Party! .....	2
Projectionists Needed .....	3
Planning the 2026 Competitions .....	3
Can We Help You? .....	3
LPS Contact Info .....	3
Tech Tips: Lightroom Masking.....	4-6
Group Scavenger Hunt Cancelled .....	6
LPS InFocus December Photo Challenge .....	6
Local Photo Exhibitions .....	6
Competition Corner.....	7
Welcome New Members.....	7
LPS November Competition Winners .....	8-10
LPS General Competition Rules .....	11
Judge Qualifications .....	11
LPS Membership .....	11
PSA Interclub Information .....	12
Submit Interclub Photos for 2025-2026 .....	12
Reasons to Join PSA .....	12
Sharing Your Photos .....	12
General Club Information:.....	13
Third Monday Review	
Zoom Meeting Guidelines	
Newsletter Index	
Discussion Forums	
Speaker Recordings	
LPS Facebook Page	
Join the Club	

## Club Meetings

Monthly club meetings are hybrid in-person plus Zoom; the Third Monday Review session is online only. *No passcode is needed for the online meetings*

### Saturday, December 6

#### Holiday Party for Members

Trinity United Methodist Church  
801 Cleveland Avenue, Loveland  
Social time 5:00 PM

*We are sorry, but Zoom will not be available this month*

### Monday, December 15

#### Third Monday Photo Review

6:30–8:30 PM

[https://us06web.zoom.us/j/95087721084?](https://us06web.zoom.us/j/95087721084?pwd=eXlIMndWenQyaCt6WUV6Rmp)

[penlWdz09](https://us06web.zoom.us/j/95087721084?pwd=eXlIMndWenQyaCt6WUV6Rmp)

### Tuesday, January 6

#### LPS Board Meeting

Perkins Restaurant  
2222 W. Eisenhower, Loveland  
6:30 PM  
*Open to All*

*The LPS Board meetings are open to all members. If you are interested in seeing how your leadership team tends to club business, you are welcome to attend, although only Board members can vote.*

*Questions? Email [info@lps.cc](mailto:info@lps.cc)*

*Photo by Ardeth Carlson*





## DECEMBER—IT'S A PARTY!

ARDETH CARLSON, PROGRAM COMMITTEE

Our December meeting on Saturday, the 6th, will be a social gathering to celebrate the holidays and have a great opportunity to visit with each other and share a meal. LPS is providing a dinner buffet from Qdoba and will also include coffee, tea, lemonade, and desserts. This special meeting is for members only, and you are invited to bring a guest. Dress is casual, or you may dress up; funny Christmas sweaters are optional!

Volunteers will be at the church from 3:00 to 4:30 to set up tables and accept and arrange the raffle donations and exhibition photo prints. Please let me know if you are available to come over for a half hour or an hour to help. If you have items you are donating or are participating in the photo exhibition, you can bring those by at any time during that period. If you are unable to come at that time, contact me to make alternate arrangements. We would also appreciate help at the end of the evening with folding up and stacking the long tables.

If you are bringing an exhibition photo(s), please bring a 4x6 card with your name and the title of your photograph. Photos should be no smaller than 8x10 and can be unmounted or mounted and matted/framed. You are encouraged to bring an easel(s) for your photo(s), if possible. It's preferable if your photo is attached to some kind of backing (even temporary attachment) to keep it from curling. I am setting a deadline of Friday, December 5, to sign up with me if you want to participate in the print exhibition; just send me an email at [ardeth.carlson@gmail.com](mailto:ardeth.carlson@gmail.com) to let me know how many photos you are bringing and the size so we have an idea of how much space we need for the display.

You are also invited to email one photo to me for the Member Digital Showcase. I would like to receive your photo no later than Wednesday, December 3, so I have time to complete the PowerPoint slideshow. The photo size should be no smaller than 1920 x 1080 pixels but can be larger.

If you are donating something that is non-physical for the raffle, such as a service, workshop, or photo shoot, please write the specific information on a card to describe what you are offering. Raffle items do not need to be photography related.

The party will begin at 5:00 PM. Greeters will make sure you and your guest have a name tag, and you can buy your raffle tickets, which will be \$1 per ticket or 12 tickets for \$10, cash or check only. You will have time to visit, to look at the donated items and make bids by dropping your tickets into a bowl next to the item or items you would like to win, and to view the printed works of our members.

At 5:45 everyone can be seated at a table, and Rob Huffsmith, the Competition Chair, will show the regular competition slideshow. The judge for the competition will be Stephanie McCollister Cox, who was our judge last year and also did a presentation on submerged flowers at our September meeting. Her comments will be available to view on our website and will not be read at the meeting, as we did last year. At the completion of that show, we will start the buffet line.

The Member Digital Showcase display will be looped on the large screen before and after the competition slideshow so you will have a chance to see all of the photos several times in the evening. You can vote for your favorite photo by placing a voting slip in a collection jar at your dinner table sometime before the end of dinner, at which time we will collect and count the votes to determine a Viewer Choice image. There will be a short time at the end of dinner for a last look at the donations and opportunity to buy more tickets or place more bids. We expect the raffle to begin around 7:00.

The party will be held at our usual venue in the Trinity United Methodist Church, 801 Cleveland Avenue, Loveland, in the lower level. We are sorry that due to all of our projectionists being unable to attend, we are not able to offer participation via Zoom, so we hope if you live close enough, you will join us in person.

Contact me with any questions or to volunteer to help with any of the arrangements: [ardeth.carlson@gmail.com](mailto:ardeth.carlson@gmail.com) or text 970-290-9550

## From the Board of Directors

### Projectionists Needed

For the last number of months, our regular projectionist has been unable to attend club meetings due to other obligations, and Mike Teska, who is our webmaster, has been covering the Zoom responsibilities as our backup projectionist.

Although the church has an installed projector, we have been using the projector our club owns, as it is better quality, but it also means the projectionist needs to know how to set up the projector, coordinate it with the church's sound system, and then make sure members who are attending online can both see and hear the proceedings at the meeting. Some of our presenters are able to join us in person, giving a live demonstration or using a flash drive or their laptop; some meet with us online and use a prerecorded show; and some use both live stream and prerecorded presentation, so the projectionist also needs to navigate all of those setups.

We are looking for volunteers who are willing and have the technical knowledge to handle our projection system and help out with our projection needs. To volunteer or for more information, email Mike at [info@lps.cc](mailto:info@lps.cc)

### Planning the 2026 Competitions

Competition Chair Rob Huffsmith is looking ahead to the next year of our LPS competitions. In planning monthly topics, he would appreciate suggestions from members.

To keep our current roster of judges from needing to serve more than 3 months per year, Rob will be recruiting photographers outside of our club to judge at least three times during the year.

If you are interested in becoming an LPS judge, the qualifications are listed on our website under **Competitions>Detailed Rules>Judging Process** and also on page 11 of this newsletter. The competition chair makes the final decision as to whether applicants meet those qualifications.

Contact Rob at [rhuffsmith2@gmail.com](mailto:rhuffsmith2@gmail.com) with topic suggestions or questions about judging.

### Can We Help You?

The end of a year is a great time for reflection and an opportunity to look forward to the possibilities presented in the new one.

Loveland Photographic Society currently has 74 members. An average of 22 participate in the monthly competitions, and most members who participate when there are membership opportunities to share photos outside of competitions are the same members who compete.

In-person attendance throughout the year fluctuates, usually being lower in the summer months, but the average is probably around 20 to 25, and online attendance is not large.

All members are truly appreciated, and we have been excited to see 14 new members who joined in 2025. It is certainly recognized that everyone goes through life stages and circumstances in which getting out with your camera takes on a lower priority, while you still maintain an interest in photography as a skill and art.

As we go into 2026 with new leadership, the board is interested in hearing if there is anything you would like to see offered that we are currently overlooking.

- Do you prefer to have more speakers with expertise in their subject or more hands-on activities at meetings?
- Do you feel welcomed when you attend meetings?
- Do you have any suggestions that would interest you in participating in the competitions or other ways to share your photos?
- Are you interested in photography topics that haven't been addressed in LPS meetings?
- Would you be interested in more meet & shoot opportunities outside of monthly meetings?
- Is the lack of members responding to Jim's offered field trips due to conflicts with your personal schedule or lack of interest in group field trips?

We would love to hear from you; you can respond to these or add any other comments at [info@lps.cc](mailto:info@lps.cc).

The recording of the November presentation by Jeanie Sumrall-Ajero has been posted on our website under **Membership>Resource Links>Videos**. You can find Jeanie's photography at <https://thedigitaljeanie.com/gallery-1c1nr>

## LPS Board of Directors

### ELECTED OFFICERS

PRESIDENT  
— RICH KREBS  
VICE PRESIDENT  
— MALCOLM PATTEN  
TREASURER/MEMBERSHIP  
— JEN LAMMEY  
SECRETARY  
JERRE JOHNSON

### CHAIRPERSONS

PROGRAMS  
—TIM KATHKA  
—RICH KREBS  
— ARDETH CARLSON  
COMPETITION  
— ROB HUFFSMITH  
WEBMASTER  
MIKE TESKA  
PROJECTIONISTS  
— MALCOLM PATTEN  
—MIKE TESKA  
MENTOR  
—MIKE WILCOX  
PSA REPRESENTATIVE  
—LISA SCHNELZER  
SCHOLARSHIPS  
— RUTH SPRAIN  
NEWSLETTER  
—ARDETH CARLSON  
FIELD TRIPS  
—JIM ROODE  
PUBLICITY  
—KEVIN FETTIG  
GREETING HOST  
—BILL LUNDQUIST  
FORUM DIRECTOR  
—INGRID JACOBSON

### Mailing Address

Loveland Photographic Society  
P. O. Box 7604  
Loveland, CO 80537

### LPS Interest Facebook Group

<https://www.facebook.com/groups/237033251716/>

# TECH TIPS with MIKE TESKA

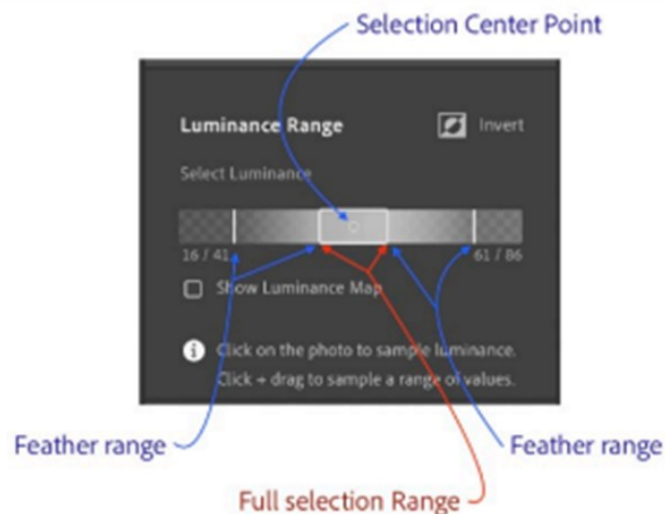
## Lightroom Masking: Luminance and Color Ranges

Masking is a mechanism that allows you to make edits to one part of an image without affecting other parts. This gives you much more control in editing and opens up many creative opportunities that can really make your images pop.

There are many ways to make a mask in Lightroom. You can use the AI-based select subject, sky, people (and parts of people), object, or background. There are also tools for selecting a linear gradient, radial gradient, luminance range, color range, and a brush.

This month, we'll take a look at the luminance and color range masking tools. The luminance range selection makes selections based on how bright a pixel is. This is useful for selecting the highlights, shadows, or mid range tones in an image but with more control than just the highlight or shadows sliders. Similarly, color range selection makes a selection based on the color (hue) of the pixel. This is useful for selecting certain portions of an image with similar colors.

Let's take a look at the range selection controls in Lr/ACR (Lightroom/Adobe Camera Raw). Let's start with luminance. In the center of the box is a small circle.



This circle is the luminance value you clicked on (selected) in the image. The sides of the box represent the luminance values that are fully selected. The lines to the left and right of the box represent the extent of the feathering of the selection. The luminance values in the selection box are fully selected, while the luminance values outside the box are partially selected. The luminance values outside the lines (to the left of the left line, right of the right line) are not selected at all. You can change all of these points by clicking and dragging them in the Luminance Range control pane. You can change the center value

by moving the circle or the range of full selection by clicking on and moving the sides of the box. You can control how the selection is feathered by clicking and dragging the lines to the left and right of the selection box. This gives you great control over exactly what gets selected.

Let's look at an example. Here's the image on which I'm going to make luminance selections. To make it easy to see the selections, I've set the mask overlay mode (click on the 3 dots next to the "Show Overlay" switch) to "Color Overlay."

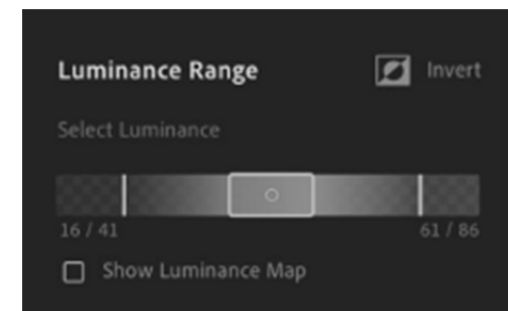


I'll go to Mask>Range>Luminance to select a luminance range; then I'll click above the sharp line in the center bottom of the image. This is roughly at 50% gray value. And here's the selection I get from Lr/ACR.




The blue dot is where I clicked on the image and the red shows the area selected on the image.

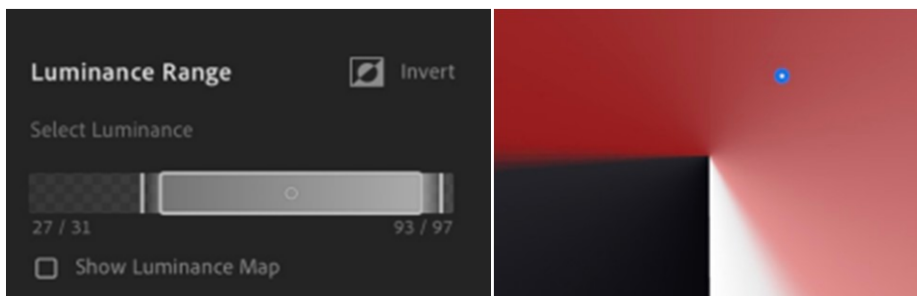
The luminance range selection pane corresponding to that selection looks like this.



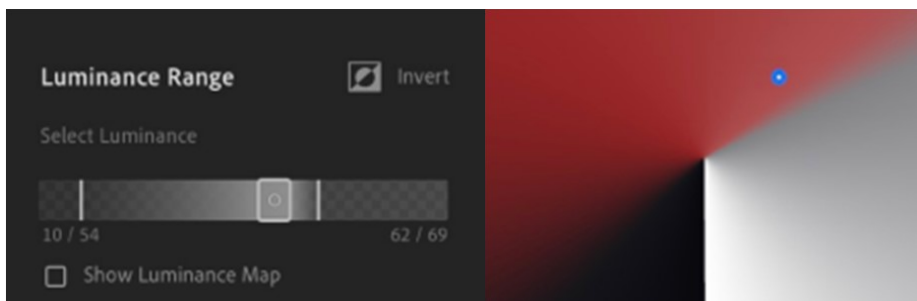
Next, I'll manipulate the Luminance Range selection pane, changing the center point (set 1), the left and right box edges (set 2), then the left and right feather range lines (set 3). Below you can see the Luminance Range selection pane and the resulting selection for each set of changes I've made.



Set 1




Set 2



Set 3

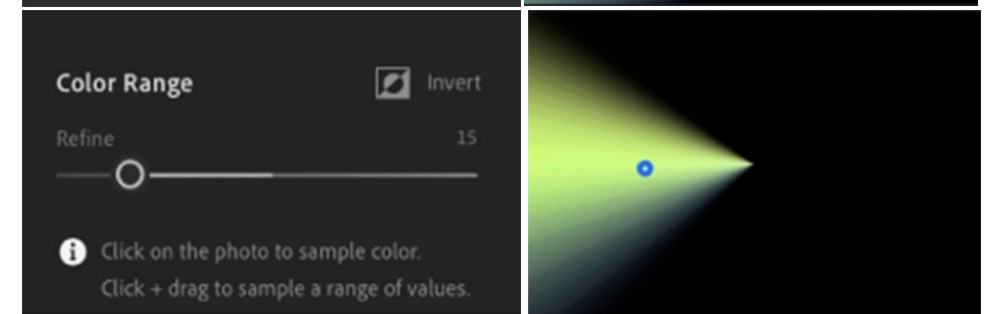
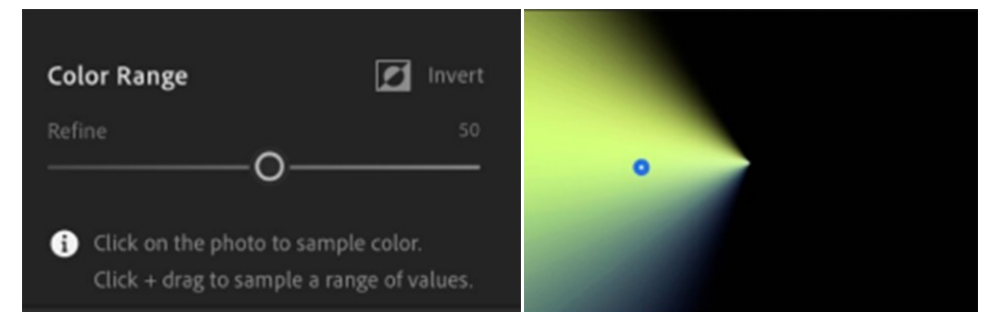
The color range selection works in a slightly different way. Color Range only has a "Refine" slider. This slider does not adjust the feather, rather it expands or contracts the colors selected. Just like luminance, the initial click you make selects the color you want to select. Lr/ACR automatically widens that selection and puts a feather on it as well.

Pulling the Refine slider to the left narrows the range of colors selected. Pulling the Refine slider to the right widens the colors selected.



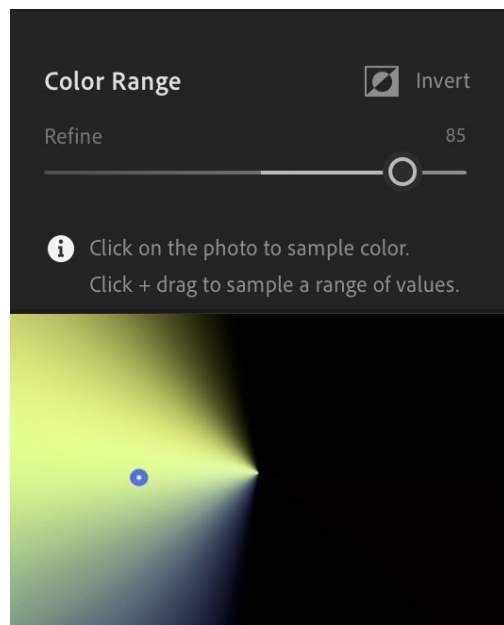
In the examples that follow, I've changed the mask overlay mode to "Image on Black" to more easily see the masking results.

I'll click to the left of the center of the image for my initial selection. Here's the resulting pane and selection. The blue dot shows where I clicked to select the color.





## TECH TIPS Continued



You can get a very similar result to the Refine slider set at 85 by clicking and dragging to select a larger range of colors initially.

Of course, you can add, subtract, and intersect these range masks with any other mask type in Lr/ACR to fine tune the selection to meet your needs.

Lightroom masking is powerful, allowing you with precision and creativity to select just those portions of the image you want to affect.

If you have questions or suggestions on this or other topics, please email me at [info@lps.cc](mailto:info@lps.cc).

### NANPA Showcase 2026

Check out these winners in the North American Nature Photographers Association. This competition includes a number of categories for different genres of nature photography.

<https://nanpa.org/2026-showcase-winners/>

## Lincoln Gallery 2025 National Photography Show

There is still time to view the 2025 National Photography Show exhibition at the Lincoln Gallery, 429 North Lincoln, in Loveland. The show is scheduled to end on December 4. Gallery hours are 12:00 noon–6:00pm Tuesday through Saturday; closed Sunday and Monday.

### Loveland Museum Exhibition

Of interest to photographers is a special art exhibition at the Loveland Museum, 503 North Lincoln, scheduled to run through April 4, 2026. The museum website describes this show:

“Join us for a captivating dual exhibition featuring ‘Focus Reframed: A Personal Return to Photography, Presence, and Place’ by local artist Jon Anderson and ‘The Experimental Frontier: Art + Technology + Signal Culture’ at the Loveland Artworks Center for Contemporary Art...

“...Anderson’s deeply personal photography collection, exhibited at the 12 Feet of Wall Gallery...represents his return to traditional film photography. Rooted in his upbringing in Loveland and inspired by his experiences at the Museum, Anderson advocates for a more intentional approach to image-making, capturing moments of rediscovery and honoring the art of seeing. Together, these exhibitions celebrate themes of sustainability, technological innovation, and personal exploration, inviting audiences to engage with the transformative power of contemporary art.”

### December Photo Opps

December is a great time to photograph light displays and activities in NoCo, such as the 12 Days of Christmas display at Dwayne Webster Veterans Park. Check out the information on other holiday photo opportunities:

<https://christmaswalkinthewoods.com/>

<https://www.visitftcollins.com/noco-holiday-light-trail/>

## LPS Photo Challenges

ARDETH CARLSON, PROGRAMS

### Photo Scavenger Hunt Cancelled

The concept of the suggested group photo challenge did not appeal to enough members, so we will not be pursuing organization of a photo scavenger hunt at this time.

### LPS InFocus Holiday Photo Challenge

Most photographers take at least some photos in December when friends and family gather for the holidays and homes and streets are decorated with vivid light displays. Downtown is full of shoppers and there are many daytime and nighttime activities for kids and adults.

This is an informal editor’s challenge to send me a favorite December photo, realistic or abstract, closeup or big scene. It can be a snowy scene—if it will ever finally snow here—or a candid shot of a family activity, a street photo of shoppers or decorations, or a photo of that showstopper yule log cake you baked! Photos will be included in the January issue of the newsletter.

Send before December 23 to the editor at [ardeth.carlson@gmail.com](mailto:ardeth.carlson@gmail.com). Size less than 1 MB, resolution 96, sRGB, or I can resize to fit.

### Invitation to Submit an Article

The newsletter editor is always looking for material that would be of interest to our members for future issues of InFocus. There are many subjects for which you can share your expertise or experiences. Do you have a favorite location to shoot? Are you experimenting with a new camera, lens, or accessory or have a recommendation for a purchase? Experience creating a web portfolio or marketing your photos? What stirs your creative juices and keeps you involved with photography?

If you aren’t confident in your writing ability, the editor will help polish your article for publication.

Send your articles or suggestions, respond to or expand on any articles in InFocus, or share comments about the newsletter with the editor at [ardeth.carlson@gmail.com](mailto:ardeth.carlson@gmail.com).

# Competition Corner

## Submitting Pictures for Competition or the Photo Review Session

- Log on to the LPS website
- Mouse over the **Competitions** dropdown on the Home Page.
- Select **Submit images to a Competition**
- Select the Competition category or the Third Monday Photo Review
- At the bottom of the screen, click on **Upload images into the Competition.**
- Then click on the button **Select** which will open a window on your computer to select an image.
- Click on **Save Images and Proceed to Edit Page.**
- Type in a title and click on **Save any changes and return to original page.**
- You can replace any photo, up to the submission deadline, if desired.

The monthly competitions allow a single image per category. The photo review session allows up to three images.

## New Members

We are happy to welcome these new members:

Bryan Johnson  
Paul Rulon

## Monthly Competitions

### December Competition Categories

Open Projected (included every month)  
Monthly Topic: Best Of 2025

### Submission Deadline

Before Midnight Monday, December 1

### Please keep the judging criteria in mind:

**Impact**—Impact is the nebulous quality of an emotional response to an image. This subjective aspect of judging should not preempt the composition or technical quality aspects.

**Composition**—Good composition is a pleasing arrangement of the elements in an image. There are many guidelines for good composition that judges may consider.

**Technical Quality**—This includes sharpness, focus, color, tonal scale, contrast, appropriate depth of field and other qualities. Consideration is also given for the effect the photographer was trying to achieve such as high key, multiple exposure, or selective focus.

**Monthly Topics**—The subject matter should be related in some manner to the topic. While there are no formal deductions or penalties, judges may reduce their overall score if they feel the image does not align with the monthly topic. With that said, creative interpretation is encouraged, except in categories with specific rules such as monochrome.

**Open Projected**—The image must begin as a photograph. From there, it is up to you. Any photograph may be entered in the Open Projected category.

## January Competition Groups

Participation in a group is determined by the average of the member's 9 previous LPS competition image scores. Here are the groups for the January competition:

Group 5—Ardeth Carlson, Dave Clack, Russell Crawford, Laurie Paulik, J.R. Schnelzer, Lisa Schnelzer, Alan Schuppan, Ruth Sprain, Jeff Stephenson, Mike Teska

Group 4—Gerald Baumann, Kevin Clarke, Max Coopwood, Kevin Fettig, Kurt Flock, Tim Hitchcock, Robert Huffsmith, Dan O'Donnell, Malcolm Patten, Josemaria Quera, Marc Rochkind, Dave Van Riper, Guy Wagner

Group 3—James Camp, Jerre Johnson, Tim Kathka, Bob McDonnell

Group 2—Jim Roode, Wayne Snodderly

All other members will compete in Group 1 until the member has 9 submitted images *within a 12-month period* that reach an averaged score for a different group. An individual member's competition group might vary from month to month.

Best of Show and Award of Merit will be given in Groups 2-5, and those photos will be published in the LPS InFocus newsletter. In order to receive an award for a competition, an image must receive a score of 18 or above.

### Group Range of 9-Score Averages

Group 5 > 22.3  
Group 4 <= 22.3  
Group 3 <= 21.3  
Group 2 <= 20.0  
Group 1 <= 18.6

## 2025 December Competition

There will be just two categories for the December competition. One is the regular Open category. The monthly topic will be Best of 2025. This will be a photograph you have submitted during the 2025 competitions in any category. It does not need to have won an award.

*If you have questions about the monthly topic, contact the Competition Chair Robert Huffsmith at [rhuffsmith2@gmail.com](mailto:rhuffsmith2@gmail.com).*

## LPS NOVEMBER COMPETITION WINNERS

All photos can be viewed on the LPS website under Competition Results. Select a competition and check the box "Display All." Click on an individual photo for an enlarged image and to see critiques, if any. Thank you to the November judges, Kurt Flock, Ruth Sprain, and Mike Teska.



BOS Topic, Group 4  
Dan O'Donnell



BOS Topic, Group 2  
Wayne Snodderly



BOS Topic, Group 5  
Laurie Paulik



BOS Topic, Group 3  
Josemaria Quera



AOM Topic, Group 5  
J.R. Schnelzer



AOM Topic, Group 4  
James Camp






BOS Open, Group 3  
Jerre Johnson



BOS Open, Group 5  
J.R. Schnelzer



AOM Open, Group 5  
Max Coopwood




AOM Open, Group 3  
Josemaria Quera



BOS Open, Group 2  
Wayne Snodderly



BOS Open, Group 4  
Alan Schuppan




AOM Open, Group 4  
Kurt Flock



BOS Monochrome, Group 5  
Laurie Paulik



AOM Monochrome, Group 5  
Dave Clack



AOM Monochrome, Group 4  
James Camp




BOS Monochrome, Group 3  
Josemaria Quera



BOS Monochrome, Group 4  
Kevin Clarke



BOS Monochrome, Group 2  
Wayne Snodderly



AOM Monochrome, Group 3  
Bob McDonnell



## LPS General Competition Rules

All images used in competition must be the property of the member and must be photographs or combinations of photographs that were taken by the member. Other photographic material from other sources is not permitted to be used unless specified in a monthly or other special topic.

1. The photographic image may not be a reproduction of another artist's work. The image entered must be the photographer's original work. If another work of art is visible in the photograph, it cannot be the central theme or message of the photograph. If the judges determine the artwork is the central theme, the image will be scored accordingly.
2. All images must begin with a photograph. They may not be totally computer generated.
3. Members may only enter in one level.
4. Images may only be entered once in a given year (except for the year-end competition where they must be entered in the same level and category as originally entered). Images that don't earn an award may be entered again the following year. Images that win any award may not be entered again.
5. Promotions to higher levels are based on a member's average score for their last 9 images during the past 12 months. If a member has less than 9 entries in the past year, their average score calculation will be padded with zeros. A member cannot win an award unless they have at least 9 entries in the past year. Competition level limits will be adjusted each year to avoid having everyone grouped into the same one or two levels.
6. There are five competition levels with 1 being the lowest and 5 being the highest.
7. All members will start out at Level 1, and they can only move up to another level once they have submitted a minimum of 9 images to competitions in the past 12 months.
8. Student members may only enter at Level 1.

9. By entering images in a Loveland Photographic Society competition the photographer gives Loveland Photographic Society non-exclusive right to use the image for purposes related to promotion of the Loveland Photographic Society and for benefit of the members. For example: these images may be used in slide shows or other presentations to the members and to outside parties for the purpose of promoting the Loveland Photographic Society.

*The LPS General Competition Rules are posted on the LPS website under **Competitions>Competition Overview**.*

## LPS Judge Qualifications

LPS competitions are judged by a panel of three people who meet the qualifications to critique photos in a knowledgeable manner. This means that judges should have significant experience as a photographer and some familiarity with a variety of photographic genres and/or experience as a photography judge.

It is important for judges to have a good understanding of the elements that comprise a well composed photograph, the ability to recognize aspects of an image that could be improved, and the ability to explain their critiques.

While the judges are most often members of LPS, it is also acceptable to use the services of non-member judges. LPS judges generally critique and score between 50 to 75 photos between Tuesday morning and Thursday at midnight the week before the meeting and need to be available to help break any ties for BOS.

If you are interested in being an LPS judge, contact Rob Huffsmith, the Competition Chair, at [rhuffsmith2@gmail.com](mailto:rhuffsmith2@gmail.com).

Final determination whether prospective judges meet the required skill set is within the authority of the Competition Chair. Judges who meet the qualifications must go through training that is specific to our club competitions.

*The Judge Training PowerPoint is on the website at **Competitions>Detailed Rules>Judge Training***

## LPS Membership

Although LPS welcomes guests to our monthly club meetings, there are benefits to joining as a member.

If you like to see how your images fare in competition, you can submit up to 3 photos each month in our club competitions; you also have the opportunity to have an image submitted in the PSA interclub competitions.

The club is also a great place to meet other photographers, get critiques and comments at the Third Monday Review sessions, find photo-op events and activities, and have access to the recordings of meeting presentations. You might enjoy initiating meet & shoots or participating in field trips with other members.

LPS annual dues are \$45 per individual, \$60 per couple. This goes toward our meeting venue, LPS website, Zoom administration, and other fees and expenses.

Your membership dues also fund our annual Youth Showcase, a competition for high-schoolers in the Northern Colorado area to encourage their continued interest in photographic pursuits. Prizes are given for the LPS competition, and images with high scores are also entered in the Youth Showcase competition of the Photographic Society of America, which gives the young photographers visibility nationally and even internationally.

Dues are payable through the website under **Membership>Join or Renew** or by check sent to the postal address on page 3 of the newsletter.

If you have questions about membership, contact Jen Lammey, the Membership Chair, at [jenlammey@gmail.com](mailto:jenlammey@gmail.com), or visit with any other board members. You can also send questions about the club to [info@lps.cc](mailto:info@lps.cc), and your question will be forwarded to the appropriate resource.



## PSA Interclub Competitions

LPS is a member club of the Photographic Society of America and participates in four divisions of interclub competition: Nature, Photojournalism, Print, and Travel. There are three rounds of competition per season, with deadlines on November 15, February 15, and April 15.

### **NATURE DIVISION:**

**Dan O'Donnell, LPS Rep**  
**djod@me.com**

Nature Division (ND) image guidelines can be found at <https://psa-photo.org/page/nature>. Dan is looking for images that illustrate an interesting behavior or a unique point of view, not just a landscape or wildlife that is in good focus! Storytelling is an important part of the image.

### **PHOTOJOURNALISM DIVISION:**

**Ardeth Carlson, LPS Rep**  
**ardeth.carlson@gmail.com**

Information about the Photojournalism Division (PJD) and guidelines for photojournalism images can be found at <https://psa-photo.org/page/photojournalism>. Ardeth is looking for photos that contain informative content and emotional impact, reflecting the human presence in our world. The image should contain a strong visual story.

### **PICTORIAL PRINT DIVISION:**

**Lisa Schnelzer, LPS Rep**  
**western-exposure@hotmail.com**

The five image categories in the Pictorial Print Division (PPD) are: Small Color, Large Color, Small Monochrome, Large Monochrome, and Creative Altered Reality. For further information regarding submissions, contact Lisa.

### **TRAVEL DIVISION:**

**Ardeth Carlson, LPS Rep**  
**ardeth.carlson@gmail.com**

A definition of a travel photo and a PDF of the Travel Division (PTD) guidelines can be found at <https://psa-photo.org/page/photo-travel>. Ardeth would like images that show characteristic features of a place or a people.  
*Serving as temporary rep, looking for a member to take this over! Let's talk!*

## Submit Your Photos for Interclub 2025-2026

The LPS reps are currently collecting photos for Rounds 2 and 3 of the 2025-2026 interclub competition year. Participating clubs in the Nature, Photojournalism, and Travel Divisions may submit up to 6 photos, by 6 different photographers, in each round. These are digital images, with a maximum size of 1920x1080 pixels. In the Pictorial Print Division, the club may submit 4 images in each of the 5 categories.

PSA requires a signed release by each photographer whose photos are entered in the competition. The release is valid for three years, and the reps are responsible to collect and keep on file the signed releases from LPS members. This simply allows PSA to publish your photos in the PSA Journal and to display them on the PSA website if you win an award. If you have photos you would like to be considered, email the listed LPS rep.

## Reasons to Join PSA

An individual membership in the Photographic Society of America is an excellent bargain for photographers seeking to improve their photography skills. PSA offers free online photography courses, study groups, mentorships, and the opportunity to compete individually in PSA competitions.

Online image dialogue groups on various topics are open to all PSA members, in which participants in groups of 6-7 submit a photo once a month, and other members offer comments, critiques, and suggested edits.

In addition, the monthly PSA Journal is available online for download. This is a beautiful publication with a lot of information about photography locations and ideas for different photo genres plus discussion on relevant topics about photography.

The annual PSA Photo Festival is a great way to meet photographers from all over the U.S. in addition to members from other countries. The program presenters are topnotch, and the tours provide fun field trip experiences.

## Sharing Your Photos

If you use the subscription Adobe Photoshop CC, you can take advantage of their Adobe Portfolio feature. Examples of portfolio layouts can help you get started. Having your own portfolio gives you a link to provide on social media sites or give to people who are interested in seeing your work. If you use Lightroom, you can sync image collections with your Adobe Portfolio.

Another way to share photos is on Flickr.com. You can set up a free account or pay for an annual "Pro" subscription. Flickr is a worldwide photography community that shares likes and comments on your photos.

ViewBug offers a free option to upload your photos and view the photos of other photographers. There are also several subscription options. There are always multiple contests to enter, with a variety of prizes, and you can earn "coins" to get discounts on purchasing items or services.

Of course, Instagram is one of the most well-known photography-sharing sites. It offers an opportunity to showcase your work to a global audience and build a following that regularly views your photographs. Some reviews of that site suggest that still images are becoming less popular than short videos, so the chance of developing a huge number of likes and high volume of followers can be difficult to achieve unless you are able to define your portfolio in a particular niche. You should expect to be diligent in posting new photos regularly to attract followers who want to see fresh offerings.

Although many people have dropped out of Facebook, it remains a good way to share photos with family, personal friends, and other photography enthusiasts. LPS encourages you to post photos on our Loveland Photographic Society Interest Group as a way to promote our club in the community.

## Third Monday Photo Review

An excellent way to get feedback on your photos and for experienced photographers to share their knowledge is to participate in the Monday photo review sessions via Zoom on the third Monday of each month. Participants are allowed to submit three photos no later than noon of the session day.

The review is mentored by Mike Wilcox, who welcomes and encourages comments and suggestions by all participants. Many members have reported that they have received a greater knowledge of photo techniques and also found it helpful to see their photos in the eyes of other photographers. Because judges of the monthly competition most often do not have time to offer critiques on all of the competition photos, the Third Monday Review provides that helpful aspect of improving our craft.

You are also welcome to join the meeting and participate in the discussions if you haven't submitted any of your own photos. Click on the link on page 1 of the newsletter to join the Zoom meeting.

## Zoom Meeting Attendance Guidelines

LPS is happy to provide an opportunity for members to attend meetings online through Zoom streaming. However, sometimes online attendees forget to turn off the microphone and camera on their own devices; that means everyone watching the presentation can watch you eating, staring, talking to someone else, the hijinks of your cat/dog, and what's going on in your room, and we can hear your phone, your TV, your roommate, your cat/dog...!

When you log into the meeting, please automatically click on the microphone icon and the camera icon so that a red line appears over those indicating they are off. Now you can watch the presentation without everyone also watching you.

## Submitting Third Monday Review Photos Into Competition

Several members have noted that they are having difficulty with entering a photo in a monthly competition that has previously been submitted to the Third Monday Review. To do that, the competition image must be selected from your Image Library on the LPS website, not uploaded again from your computer. If you have made changes to your Third Monday photo and want to enter that in the competition, which is allowable, you need to delete the first image from your Image Library before submitting the updated photo in the competition.

## Newsletter Index

To find articles in previous issues of the LPS InFocus newsletter, go to the Newsletter Index on the website. To find a specific item, the index shows the year and month of the issue of the newsletter. In order to look at the article in which you are interested, you then need to go back to Newsletters and select the designated issue. The index goes back to 2016.

## LPS Website Discussion Forums and Meet & Shoot

Log in to [www.lps.cc](http://www.lps.cc) as a member.

🔗 Click on *Discussion Forums*

🔗 You can select any of the headings, such as *Upcoming Photo Opportunities & Events* or *Meet & Shoot*

🔗 Click on *View Topics* to see the posts.

If you would like to receive notifications with the latest posts for that topic, click on the Subscribe button.

The board decided to auto subscribe all members to the Field Trips heading, but if you do not want to receive notifications of those posts, click on Edit Subscription and choose your desired option.

## LPS InFocus The e-Newsletter for the Loveland Photographic Society

EDITOR

Ardeth Carlson

[ardeth.carlson@gmail.com](mailto:ardeth.carlson@gmail.com)

Newsletter issues available at

<https://www.lps.cc>

## LPS Speaker Recordings

Most meeting presentations have been recorded for viewing by members only. You can find links to the videos on the LPS website; go to **Membership>Resource Links>Videos**. Please *do not share* these links with non-members unless they are marked as shareable in the list.

Our Facebook group provides information on club meetings and events and is a place to share your photos and initiate conversation about photography topics that interest you. With a new name, **Loveland Photographic Society Interest Group**, it is no longer required to be an LPS member to join the Facebook group, although for technical reasons it is still designated as a private



## JOIN THE CLUB

If you are reading this newsletter as a non-member and would like to join the Loveland Photographic Society, go to the main page on the [www.lps.cc](http://www.lps.cc) website and click on **Membership > Join or Renew**. Annual dues are \$45 or \$60 per couple. Membership dues may be paid by credit card online, mailed to the P.O. box address on page 3, or by cash or a check made out to Loveland Photographic Society and given to the LPS treasurer.