

Club Meetings

Tuesday, July 2

LPS Board Meeting

Open to All

Perkins Restaurant

[2222 West Eisenhower](#)

Loveland, CO

5:30 PM Optional Dinner

6:30 PM Meeting

Monday, July 8

Monthly Club Meeting

Group Publishing

[1515 Cascade Avenue](#)

Loveland, Colorado

Social Hour

5:30-6:30 PM

Club Meeting

6:30-9:30 PM

Saturday, July 13

Photo Bull Session

Daz Bog Coffee Shop

[556 Lincoln](#)

Loveland, CO

8:30-10:30 AM

Monday, July 15

Photo Review Session

Loveland Library


Gertrude Scott Room

[300 Adams Avenue](#)

Loveland, CO

6:00-8:00 PM

July Meeting Agenda



Taking the Slow Approach: Examining the Principles Used for More Creative and Impactful Nature Photography

Presented by David Kingham and Jennifer Renwick

BY JEANIE SUMRALL-AJERO

PROGRAMS@LPS.CC

David and Jennifer will show you how to slow down and take a methodical approach to nature photography. You will learn the benefits of using methods such as contemplative and expressive photography to help you see clearly in the field and create meaningful

— Continued on Next Page —

LPS Board of Directors

[PRESIDENT](#)

— KURT FLOCK

[VICE PRESIDENT](#)

— KEVIN FETTIG

[TREASURER](#)

— SANDY LOUCKS

[SECRETARY](#)

— SCOTT SPRAIN

[PAST PRESIDENT](#)

— TONY PARISO

[PROGRAMS](#)

— JEANIE SUMRALL-AJERO

[MEMBERSHIP](#)

— SANDY LOUCKS

[COMPETITION](#)

— LORIE SMITH

LPS Officers

[FIELD TRIPS](#)

— LYNNE LEWIS

[GREETING HOSTS](#)

— JAMIE CARRIER

& INGRID JACOBSON

[MENTOR](#)

— MIKE WILCOX

[PROJECTIONIST](#)

OCTAVIO NODA

& MIKE WILCOX

[FORUM DIRECTOR](#)

— INGRID JACOBSON

[PUBLICITY](#)

— OPEN

[SCHOLARSHIPS](#)

— RUTH SPRAIN

[NEWSLETTER/WEBMASTER](#)

— BILL SHANAHAN

[SPA REPRESENTATIVE](#)

— LISA SCHNELZER

[FACILITY SETUP](#)

— JEANIE SUMRALL-AJERO

Taking the Slow Approach

— Continued from Previous Page —

photographs. Slowing down and connecting with Nature helps to make more impactful photographs to not only yourself but to your viewers as well. Join us as we talk about what we've learned about this approach and how it has changed our approach to photography.

David and Jennifer are professional nature photographers who travel full-time in an R.V. with their two cats. They spend their days exploring different locations for the workshops they teach. David started his full-time travels in 2014 to spend time in the places he loves and to find purpose in this world. Jennifer joined David two years later; they plan to settle down in Ridgway, CO, where they met and feel most at home. Until then, they will continue their travels across America.

David was born and raised in Loveland, and in his past life, he worked for an architectural firm in Fort Collins for twelve years. Discovering photography gave him an outlet for his creative passion, and he knew his life would never be the same after picking up a camera. David's first real passion was shooting the landscape under the night sky. Sharing his passion with others that wanted to learn, inspired him to teach others, and he has been teaching photography workshops for over seven years. David finds satisfaction in watching his students grow in their photographic journey. David is also the author of "Nightscape: The complete guide to photographing under the night sky." His work is featured in various publications and his night photography is on display at the Royal Observatory Greenwich in London, England. You can view David's portfolio at www.davidkingham.com, which is comprised of small scenes, grand landscapes, and nightscapes.

Jennifer was born and raised in Naperville, Illinois, and photographing nature has always been a hobby she enjoyed. She received her bachelor's degree in Geology from Illinois State University; it was in pursuing this degree she fell

WORKSHOP OPPORTUNITY:

Mobile Phone Abstract Photography Walk-About

Presented by: Jeff Johnson,

Presented by: Master Photographer | Artist | Educator

Date: Monday, July 22, 2019

Time: 6:00-9:00pm

Place: King Soopers, Thompson Valley Towne Center,
Place: 1275 Eagle Drive, Loveland, CO

What to bring: Your cell phone with either the Slow Shutter Cam app (for iOS) or Long Exposure Camera 2 app (for Android); small notebook for taking notes.

Register here:

<https://www.soulroadtrips.com/loveland-walk-about>

Jeff Johnson (our speaker for August) has created a fun, creative, and very unique event. Intentional camera movement (ICM) with our cell phone cameras! You read that right... cell phone cameras! We are going to go to a King Soopers grocery store and play in the floral and produce sections and hang out with all of the color and flare that is fruit, veggies and flowers.


Agreed, this is such a step away from reality and a challenge for your creativity. The abstract imagery that only your imagination can create will be put to the test. Jeff will share with you his fun techniques for camera movement, exposure lengths, painting and more. He will show you how to use "Slow Shutter" app for the iPhone or the manual camera controls on your Android or Google phones. He will demonstrate how he creates colorful and unique abstracts and then turn you loose to create your own abstracts.

For the last 30 minutes of this Walk-About, Jeff will share how he edits and enhances his abstracts in Snapseed (phone & tablet) and in Lightroom and Photoshop on your computers. So many cool ideas to use these images for. You'll have to

come along to find out how to make these crazy and just plain fun photographs! It's only \$35 so why not come and see for yourself.

This workshop is designed as a comfortable and informal event so everyone has a chance to shoot, ask questions and learn. All skill levels are welcome and encouraged to attend these events. It's contagious . . . Addictive . . . and just plain fun!

A special note from Jeanie: I encourage you to take advantage of this workshop! I participated in the workshop a month ago and had a blast. I even came away with some beautiful images on my first try at this technique. I guarantee that after this workshop, you will never be bored having to "wait" on anyone or anything again. In addition to Jeff sharing his "how-to" knowledge, he also generously shared how he has marketed and sold some of his abstract images created from this very technique. Truly, the possibilities are endless!



in love with the West during a summer course she took. Being an animal lover, Jennifer took a break from geology after graduating and pursued a degree in Veterinary medicine to become a Certified Veterinary Technician. She worked for fourteen years as a CVT before heeding the call of the mountains. Following her family and her heart, it was out here where she met David and

set aside her career to pursue nature photography full time. Her photographic interests are smaller scenes, black and white, and natural abstracts. Her work is published in Lenswork and other landscape photography magazines and has also appeared in a National Geographic online publication. You can view Jennifer's portfolio at www.jenniferrenwick.com.

InFocus

The e-Newsletter for the
Loveland Photographic Society

Mailing Address

P. O. Box 7604 • Loveland, CO 80537

Public Facebook Page

[https://www.facebook.com/
LovelandPhotographicSociety/](https://www.facebook.com/LovelandPhotographicSociety/)

Members Only Facebook Group

[https://www.facebook.com/
groups/237033251716/](https://www.facebook.com/groups/237033251716/)

Submitting Pictures for the Monthly Competition or Photo Review Session

- Log on to the LPS.CC website
- Mouse over the Competitions dropdown on the Home Page.
- Select menu item:
Submit images to a Competition
- Select the Competition or the Third Monday Photo Review
- Click the **Select** button on the Left side.
- At the bottom of the screen, click on **Upload images into the Competition.**
- Then click on the button **Select** which will open a window on your computer to select images.

Click on **Save Images**

The monthly competitions allow a single image per competition.

The photo review session allows up to three images — title the images with the letters A, B and C followed by your last name. This will allow us to limit the number of images if it is necessary.



MEMBER
ORGANIZATION



Switching from Adobe?

BY RENIE POOLE

I think this might be useful info for anyone in the club thinking about switching from LR or just starting out and wondering what is the best editing approach for themselves. The course is short, five videos of about 10 minutes each. Matt does a good job of identifying the positives and negatives of several editing programs.

In spite of some of the media appearing, Adobe is not planning to raise the monthly subscription rate for PS and LR any time in the near future.

Ref: <https://mattk.com/making-the-switch-from-adobe/>

Photo Contest

Brooke USA, a non-profit organization focused on raising funds in the United States to alleviate the suffering of working equines and the people who depend on them globally has launched their inaugural photo contest, with the hope of raising funds and awareness while also creating a fun outlet for supporters and especially photographers.

You can join Brooke USA and get clicking from now until August 19, World Photography Day, for your chance to win one-of-a-kind prizes, while helping to raise funds to improve the lives of working horses, donkeys and mules around the world.

The competition is open to budding amateurs and professional photographers alike, within the United States. Upload your photo(s) and donate \$10 for each submission to enter our inaugural photo competition.

You can submit your entry any time between June 15 and August 19, 2019 by visiting www.BrookeUSA.org/photo. If you have any questions, please contact Kendall.Bierer@BrookeUSA.org

The LPS Affiliate Program

The following companies have offered LPS various programs for the club and anyone who uses the special links provided on the website to make purchases. Make sure to use the links **each time you order**. Otherwise, you and LPS will not receive the benefits of the program each company offers.

Click on **Affiliate Program** on the LPS.CC website home page for links to these companies.



Bad Weather, Good Weather . . . for Photographers

BY OCTAVIO NODA
PROJECTIONIST@LPS.CC

One of the best light conditions for photographers is the light produced by bad weather. In fact, it is the basis for original and dramatic photographs especially when unusual weather conditions produce spectacular cloud formations.

The single nicest thing about overcast sky is that it almost always gives perfectly diffused light, which is not only ideal for people portraits, but flowers, objects and landscape photography.

On rainy days or after the rain, colors are more brilliant because they reflect intensity of light. Besides, rain cleans the atmosphere and everything looks fresher. Puddles left after rain reflect everything in the surrounding area and can offer interesting compositions. If the weather is drizzly it is possible to make nostalgic scenes.

The mist and fog should not be a deterrent to photographers. In this atmospheric condition it is possible to create an almost monochromatic picture that shows a strange eerie quality.

There are many other possibilities that the bad weather offers to make remarkable photos, such as rainbows, wind, storms, lightning and other atmospheric conditions. Do not let the weather conditions prevent photography — be prepared to go out when bad weather is coming: the result could be surprising.

Caution: bad weather can be dangerous and safety precautions should be taken before



you go out. Do not expose yourself in the open if lightning is happening. Protect the camera with a shower cap, or a plastic bag by opening one end for the lens. An umbrella will be practical if it is not



lightning. A rain coat and water proof shoes are a must, especially to avoid catching a cold. Remember, that the temperature can change drastically especially in the mountains.

Taking Photos Over 70



BY BOB SMITH

After several bouts with sarcoidosis of the lungs, I found that I was physically unable to wander but a few hundred yards away from my car on my photo trips. Well, I can tell you that has really cramped my style. No longer able to get back away from the maddening crowds I had to come up with a scheme that enabled me to get shots that I had in the past ignored. I thought and thought about it to no avail. I did not care for still lives, or street photography, so I was stumped. What could I do to take up the slack?

Well, dear reader, you probably have scads of ideas that my dull mind has yet to conger up, but it happens that I found a new genre that has caught my interest. I call it "Taking Photos Over 70." Now, don't get ahead of me here! The over 70 is nothing new you say, I suspect a number of the LPS members are over 70, including myself. What I am talking about is photos taken while speeding along over 70 miles per hour.

Sharon, my loving wife of 55 years has been called upon to drive more hours while on the road

while I sit in the passenger's seat ready with my telephoto lens. I am looking ahead for possibilities as we buzz down the road, my finger near the power-window button, getting ready for action. Image stabilization on, check. ISO at 800, check. Now swing with the subject and snap a couple of shots! Click—Click—click! You would be surprised at the number of shots you can get. Turkeys, deer, windmills. Oh, how I love the windmills, such as the "Windmill in the Snow" shot

New Members

Welcome to our new members who have joined the Loveland Photographic Society since that last newsletter was published.

Bill Lundquist
Julie Bender
Michelle Simon
Ron Noriyuki

at 75 mph near Gillette, Wy, or these three guys shot on I-25 North of Ft. Collins.

So, don't let a small setback get you down. It may just open up new opportunities. If I can talk my chauffeur into driving, I may get a few more shots in my 70's. I have a few years to go still. I'm not sure I can get Sharon to drive over 79mph. She is so law abiding.



Join the Club!

If you are reading the newsletter as a non-member and would like to join the Loveland Photographic Society, go to the main page on the LPS.CC website and click on **Membership > Join or Renew**.

Competition Corner

BY LORIE SMITH

COMPETITION@LPS.CC

Please congratulate the following members who have advanced to the next level of competition.

Masters

Wesley Hunget

Masters 2

Tom Reidman

July Theme

It's a Colorado Thing

Submission Deadline

Before Midnight, Monday, June 3

Please keep the judging criteria in mind:

Impact and Viewer Interest — "Wow" factor is the nebulous quality where an image "pops". This subjective aspect of judging should not preempt the technical or composition aspects of an image.

Composition — Good composition is a pleasing arrangement of the elements in an image. There are many guidelines for good composition that judges may consider.

Technical Quality — This includes sharpness, focus, color, tonal scale, contrast, appropriate depth of field and other qualities. Consideration is also given for the effect the photographer was trying to achieve such as high key, multiple exposure, selective focus, etc.

Monthly Themes — The subject matter should be related in some manner to the theme. While there are no formal "deductions" or penalties, judges may reduce their overall score if they feel the image does not align with monthly theme. With that said, creative interpretation is encouraged.

Future Monthly Themes

August — Celebrate Color!

September — How We Get There

October — This Ordinary Life

November — Joy!

December — TBD

Colorado Aperture Photography Show

The Littleton Fine Arts Guild's juried photography show, "Colorado Aperture," will be held at the Depot Art Gallery, 2069 W. Powers Ave. Littleton, CO 80120 from July 23-August 24. Deadline for entry is July 9; details on that and other requirements can be found on the Call For Entries website at: https://artist.callforentry.org/festivals_unique_info.php?ID=6593

Boulder Art Association Plein Air Art Gathering & Potluck

Tuesday, July 9, 2019 from 9 AM - Noon
Members and Friends are Welcome

All mediums included — paint, sketch, sculpt, photograph

For more information:

<https://boulderartassociation.org/plein-air-art-gathering-near-longmont/>

NEW PRODUCTS

Announced by Our Affiliates

Vision Shoulder Bag Series

Available from our affiliate, ThinkTank




Great photography begins with a vision, and we're excited to announce the release of Think Tank's Vision Shoulder BagSeries. The bags are designed to fit DSLR and Mirrorless camera gear with pro-sized lenses and hoods, and are constructed from durable, yet stylish, weather-resistant materials. Vision is an ideal carry solution for professional and aspiring photographers alike.

Use this link in order to receive free gear and shipping on all orders over \$50, and so that you'll receive your commissions.

<https://www.thinktankphoto.com/collections/vision-shoulder-bag-series?rfsn=140639.2f0f13>

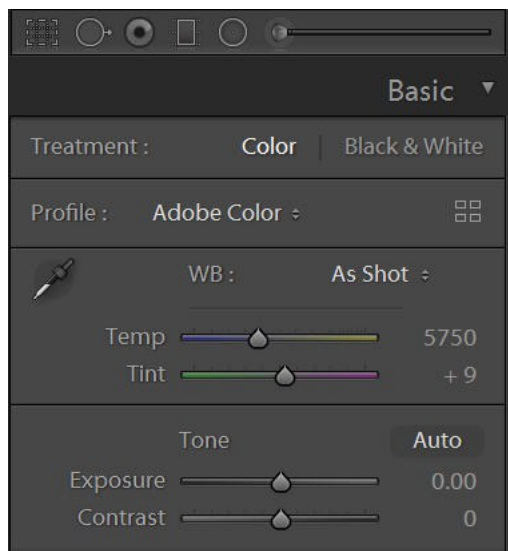




Errata

BY BILL SHANAHAN
NEWSLETTER@LPS.CC

In the last newsletter, I reported how Photo-shop displays a slider to adjust temperature plus or minus going from zero, but doesn't show the real temperature — wrong! Well, half wrong. Photoshop does show the actual temperature of raw images, but the photos discussed in the article were jpg's. Even in the Lightroom develop module, jpg images just show a slider going from zero in either direction. May be another reason to listen to the experts, and shoot raw.



Uploading Images to a Competition

Submit Images to a Competition

[Video: How to Submit Images to a Competition](#)

[Video: How to Create an Image Sequence](#)

Current Competitions

Select the competition you wish to enter. If a competition has been closed for entries you will be able to display your images in the competition but you will be unable to change those entries.

☐ Include closed competitions

You may click on a heading to sort by that column.

	COMPETITION DATE	POINTS	COMPETITION TITLE	COMPETITION TYPE	CLOSE DATE/TIME
Select	Monday, July 8, 2019		Monthly Theme: It's a Colorado Thing 0 of the 1 allowed entries were submitted.	Monthly Topic Projected Images	Tuesday, July 2, 2019 12:00 AM MDT
Select	Monday, July 8, 2019		Open Projected Images 0 of the 1 allowed entries were submitted.	Open Projected Images	Tuesday, July 2, 2019 12:00 AM MDT
Select	Monday, July 8, 2019		Traditional Projected Images 0 of the 1 allowed entries were submitted.	Traditional Projected Images	Tuesday, July 2, 2019 12:00 AM MDT
Select	Monday, July 15, 2019		Third Monday Photo Review at the Library 0 of the 3 allowed entries were submitted.	Open Projected Images	Monday, July 15, 2019 5:00 PM MDT

BY BILL SHANAHAN
WEBMASTER@LPS.CC

If you are having problems getting an image to upload to the website there are a few things you can check to make sure you file complies with the requirements:

- Image type — raw won't work
- Image size — must be less than 4 MB
- Image filename — not more than 32 characters in length
- No special characters in filename — not even a hyphen, and certainly no symbols
- No duplicates — it won't upload if that filename already exists in the system
- Case might matter — all caps vs. caps and lower case, etc.

Sometimes weird things happen, so try again if it doesn't work the first time. For more information, watch the video that's available on screen.

Photo Op

The annual chainsaw carving competition, Chainsaws and Chuckwagons, will take place on Main Street in Frederick, Colorado from July 17 through the 20th. Get there early in the competition to watch the action, or get there later to see the results.

Ref: <https://www.frederickco.gov/692/Chainsaws-Chuckwagons>



Suggestion Box

Suggestions or comments concerning the club can be [submitted here](#), which in reality is an email to the editor. Your email will be forwarded to the appropriate board member. Thanks for your input!

LPS Board Meetings Open to All Members

The board meetings, which are held every other month at a local restaurant are open to everybody. If you are interested in seeing how your leadership team tends to club business, you are encouraged to attend.

The meeting for July will be held at Perkins Restaurant, 2222 West Eisenhower, Tuesday, July 2. The meeting is started with an optional dinner at 5:30 p.m., then continues on to club business at 6:30 p.m.