



Club Meetings

Saturday, August 12

Photo Bull Session

Daz Bog Coffee Shop

[556 Lincoln](#)

Loveland, CO

8:30–10 :30 AM

Monday, August 14

Monthly Club Meeting

Vineyard Church

Of the Rockies

[900 Josephine Court](#)

Loveland, Colorado

6:30-9:30 PM

Monday, August 21

Photo Review Session

Loveland Library

Gertrude Scott Room

[300 Adams Avenue](#)

Loveland, CO

7:00-9:00 PM



MEMBER
ORGANIZATION

August Meeting Agenda

Yellowstone

Presented by Jim Futterer



BY TONY PARISO
PROGRAMS@LPS.CC

Several meetings ago I announced that Jim Futterer would be one of our 2018 speakers and would share his vast experience on photography in Yellowstone. Due to medical issues, the scheduled speaker for August cancelled and suddenly we were left without a program for this month's meeting. I contacted Jim immediately and thankfully he was available and came to the rescue. That sounds pretty simple, but in reality, given the amount of time Jim and his wife Bobbi spend in Yellowstone we were lucky he was available. I still remember when I first meet Jim, it was at a photo review session at the Pulliam Building. At that time he was a pretty competent wildlife photographer and I had the impression that he and his wife spent a lot of time in Rocky Mountain National Park. He and Bobbi also frequently attend the monthly coffee sessions at Dazbog and through those sessions and numerous

Continued on Next Page

LPS Board of Directors

[PRESIDENT](#)

— TONY PARISO

[VICE PRESIDENT](#)

— BOB CARRIER

[TREASURER](#)

— SANDY LOUCKS

[SECRETARY](#)

— MONICA RASMUSSEN

[PAST PRESIDENT](#)

— J. R. SCHNELZER

[PROGRAMS](#)

— TONY PARISO

[MEMBERSHIP](#)

— SANDY LOUCKS

[COMPETITION](#)

— KRISTI NORMAN

LPS Officers

[FIELD TRIPS](#)

— LYNNE LEWIS

[GREETING HOSTS](#)

— JAMIE CARRIER
& INGRID JACOBSON

[MENTOR](#)

— MIKE WILCOX

[PROJECTIONIST](#)

— *NEEDED*

[PUBLICITY](#)

— JOEY FIELDER

[WEB MASTER](#)

— RICH BILANCIA

[SCHOLARSHIPS](#)

— RUTH SPRAIN

[NEWSLETTER EDITOR](#)

— BILL SHANAHAN

[PSA REPRESENTATIVE](#)

— LISA SCHNELZER

[FACILITY SETUP](#)

— MARVIN FROISTAD

The e-Newsletter for the Loveland Photographic Society

Newsletter Deadline

In order to publish the newsletter by the first of the month, please [email](#) your articles by the 28th of the previous month, maybe sooner if there are a bunch of pictures involved. Any plain text file, email body text, or a Microsoft Word compatible document will do, with pictures embedded or attached separately. Please don't convert pure text files to PDF format.

Field Trip Registration

To register for a field trip, logon to the website, go to the calendar and click on the event. Click on **Registration Information** (lower left-hand corner) to sign up.

Submitting Pictures for the Monthly Competition or Photo Review Session

- Log on to the LPS.CC website
- Mouse over the Competitions dropdown on the Home Page.
- Select menu item:
Submit images to a Competition
- Select the Competition or the Third Monday Photo Review
- Click the **Select** button on the Left side.
- At the bottom of the screen, click on **Upload images into the Competition.**
- Then click on the button **Select** which will open a window on your computer to select images.
- Click on **Save Images**

The monthly competitions allow a single image per competition.

The photo review session allows up to two images — title the images with the letters A and B followed by your last name. This will allow us to limit the number of images if necessary.

Jim Futterer

Continued from Previous Page



other conversations it became apparent that they both have an intense passion for wildlife viewing/photography and in particular for the wildlife in Yellowstone.

Over the years Jim's wildlife photography has evolved from competent to outstanding. Every time we get together he inevitably will share images that are not only spectacular but speak to his knowledge of wildlife patterns in Yellowstone. You can't capture the images that he does without an in depth knowledge of the migration and hibernation cycles of the wildlife of the park. Jim and Bobbi frequent Yellowstone throughout the year. His images capture wildlife in every season ranging from the struggles through the snow of winter to the rebirth that takes place with the coming of spring. In fact if you call or email Jim a frequent response is "Sorry it took a while to get back to you, we were in the park and didn't have service." Jim's images have been displayed in a number of Yellowstone publications and that alone attests to the quality of his work and his knowledge of the park.

Last April my wife and I finally decided to join Jim and Bobbi in Yellowstone. We stayed at their favorite place, The Gateway Inn in Gardiner, Montana and joined them for several days of

photography in the park. The experience was wonderful, although we had to been to Yellowstone many times seeing it through Jim's eyes was an amazing experience. He knows the wolf packs by name and is familiar with the trails they follow. He knew the location of every kill in the north end of the park and the most opportune times to see predators feeding. In short, he has an intimate knowledge of the park and its inhabitants. During our short stay we were convinced that the park is worth visiting in every season and I knew that Jim needed to share his experiences and expertise with the club.

Don't miss the August meeting, I'm willing to bet that after Jim's presentation we'll have lots of members heading to Yellowstone to take advantage of the knowledge he will share.



No Such Railroad

BY JOHN POOLE

JOHNP@WELCHPOINT.COM

The "No Such Railroad" (NSRR) is a model train layout in our basement. I have been expanding my photography skills to include video so I decided to stretch a little. I wanted to record videos of trains passing through various parts of the layout so I borrowed a GoPro and started playing. It's been fun creating the videos so gather up your kids or grandkids and take a tour through the videos, especially ride 1 through 6 in the "tour" section under NSRR video links. Be sure the sound is on!

www.welchpoint.com/NSRR



SIG Meetings

2nd Wednesday

NikonFX Group

Wednesday, August 9

LoCo Artisan Coffee House

[544 N. Cleveland Ave.](#)

Loveland, CO

6:30-8:30 PM

Mac Users Group

Thursday, August 17

Poole's Residence in Seven Lakes

Patio Homes and Cottages

[2915 Purgatory Creek Dr.](#)


Loveland, CO

6:30 PM

970-481-2175 for more information

Road Construction

If Boise is closed north of Poole's residence, you only need to go around the signs and continue up Boise to get to the house. If you come from the north, you need to use Silverleaf or 34 to get to Boise, then head north through the detour signs.



Suggestion Box

Suggestions or comments concerning the club can be [submitted here](#), which in reality is an email to the editor. Your email will be forwarded to the appropriate board member. Thanks for your input!

The LPS Affiliate Program

The following companies have offered LPS various programs for the club and anyone who uses the special links provided on the website to make purchases. Make sure to use the links **each time you order**. Otherwise, you and LPS will not receive the benefits of the program each company offers.

- ♦ Amazon.com
- ♦ Adorama
- ♦ Feisol
- ♦ MindShift Gear
- ♦ Red River Paper
- ♦ Think Tank Photo
- ♦ Topaz Labs

Click on **Affiliate Program** on the LPS.CC website home page.

CLASSIFIEDS

If you have any camera equipment you would like to sell, you can [list your item](#) in the newsletter. The listing will be a one time entry (one month).

Be sure to include your contact information, and check sources like B&H, Adorama, etc for realistic pricing.

Join the Club!

If you are reading the newsletter as a non-member and would like to join the Loveland Photographic Society, go to the main page on the LPS.CC website and click on **Membership > Join or Renew**.

Competition Corner

BY KRISTI NORMAN
COMPETITION@LPS.CC

August Competition Topic:

Henri Cartier-Bresson "eques" — [in the style of; resembling] photograph.

The decisive moment: Photography is not like painting," Cartier-Bresson told the Washington Post in 1957. "There is a creative fraction of a second when you are taking a picture. Your eye must see a composition or an expression that life itself offers you, and you must know with intuition when to click the camera. That is the moment the photographer is creative," he said. "Oop! The Moment! Once you miss it, it is gone forever.

From https://en.wikipedia.org/wiki/Henri_Cartier-Bresson

Resource:

<http://erickimphotography.com/blog/2011/08/22/10-things-henri-cartier-bresson-can-teach-you-about-street-photography/>

Submission deadline:

Monday, August 7, 2017, 11:59 P.M.

Please keep the judging criteria in mind:

Impact and Viewer Interest — "Wow" factor is the nebulous quality where an image "pops". This subjective aspect of judging should not preempt the technical or composition aspects of an image.

Composition — Good composition is a pleasing arrangement of the elements in an image. There are many guidelines for good composition that judges may consider.

Technical Quality — This includes sharpness, focus, color, tonal scale, contrast, appropriate depth of field and other qualities. Consideration is also given for the effect the photographer was trying to achieve such as high key, multiple exposure, selective focus, etc.

Monthly Topics — The subject matter should be related in some manner to the topic. While there are no formal "deductions" or penalties, judges may reduce their overall score if they feel the image does not align with monthly topic. With that said, creative interpretation is encouraged.

Future Competition Topics

September

A Shot in the Dark

Entry Deadline

Monday, September 4, 2017, 11:59 P.M.

October

B&W

Entry Deadline

Monday, October 2, 2017, 11:59 P.M.

November

Golden Hour — Rays and Shadows

Entry Deadline

Monday, November 6, 2017, 11:59 P.M.

December

"Best of ..."

Entry Deadline

Monday, December 4, 2017, 11:59 P.M.

The Illusion of Wet Feet Photography

BY OCTAVIO NODA


In landscape photography, the foreground is an integral part of the overall composition. It becomes the factor which brings a landscape to life. But foreground not always enhance the picture, especially when water extended the wide frame of the foreground. (Picture 1) To the viewer this type of picture gives the illusion and feels that their feet will get wet to enter the picture. In addition, an image without a foreground often appear flat. The viewer eye will prefer a firm foreground to get their feet dry. (Picture 2) This leads the viewer's eye around the scene, from the foreground to the subject in the distance. A photograph with a feeling of depth and perspective is much more attractive and interesting.



Picture 1



Photo No. 2




BY BILL SHANAHAN
NEWSLETTER@LPS.CC

Continuing on the subject of digital dinosaurs, my next digital camera was a Sony Mavica that actually wrote to 3-1/2 inch floppy disks after each picture was taken. Not a bad idea, since most cameras at the time only had internal memory. There was no such thing as USB, or WIFI, etc. to transfer photos from your camera to a computer. The camera was a big square device — kind of like holding up a shoe box in front of your face to take a picture.

The resolution of the Sony was 640x480, four times that of the Casio camera from last month, matching what a VGA monitor could handle. The Casio files were all 226kb BMP files, where the Sony files varied in size since it wrote JPGs. I don't remember how many photos a floppy would hold, but it would take a box of 50 diskettes to store the shots from a vacation.

Next time: stepping up to 5 megapixels, and a camera that could shoot in the dark.



320 x 240 from the Casio described last month



640 x 480 from the Sony Mavica

ANNOUNCING

YOU + YOUR CAMERA + KINDNESS = BETTER WORLD

#PICTUREABETTERWORLD

Science says that seeing kind images makes people happier and healthier and can make the world more connected and kinder.

Take a photo that captures what kindness looks like to you

What is a kind image? Great question!

Here is a bit of inspiration to help you capture these impactful moments

KIND PEOPLE

We see kindness is people everyday – in people we know and those we haven't met yet. People lending a hand, helping others, sharing a meal, a smile and paying it forward.

KINDNESS IN NATURE

There is kindness in animals, in the heart shape leaf, hikers lending a hand, giving shelter from the natural elements and more. When we take the time, we can see kindness all around.

KINDNESS IN YOUR COMMUNITY

Our communities are filled with kindness! At work, in churches, non-profits, fundraising efforts, in our public spaces and shops! Showcase the kindness that ties us all together!

ENTER TO WIN

1st Place: \$500
 People's Choice: \$500
 Honorable Mention: \$100 (3 winners)

#PICTUREABETTERWORLD

Enter now through September 24, 2017
www.envisionkindness.org