



Critiquing Your Own Work Presentation by Colleen Miniuk

BY ARDETH CARLSON

Our meeting on March 10 will feature professional photographer Colleen Miniuk. Her presentation on "Critiquing Your Own Work" will focus on beginning your critique in the field by visualizing the message you want to convey and how best to accomplish that. She addresses how to select the images you want to keep and those you eliminate and also discusses editing your photos in post processing.

Colleen's Bio:

"I'm a Corporate-America-escapee turned full-time freelance outdoor photographer, writer, publisher, instructor, and motivational speaker, supporting a wide range of assignments for editorial and commercial clients. Specializing in nature and outdoor recreation, my purpose as an outdoor communicator is to inspire and help others enjoy the Great Outdoors and live their own big Life with a capital L, with or without a camera in hand."

"Initially as an outlet to corporate life, I began making photographs of the Western landscapes in late 2001 during my 'Introduction to Photography' class at the Chandler-Gilbert Community College. Two years later, I started selling my photographs at art shows across Arizona. In 2006, I had my first photograph published in a magazine. Then, in February 2007, I left the grey cubicle walls of Corporate America to pursue a full-time career in photography and writing. Now, I can't imagine life wandering without a camera or a notebook in hand!"

"I'm just as excited to help others learn photography as I am making my own images, so I've proudly led photography workshops for my own company, CMS Photography, as well as organizations like the *Arizona Highways* Photography Workshops (AHPW), Moab Photography Symposium, The Nature Conservancy, Arizona Wildlife Federation's Becoming an Outdoor Woman, Through Each Others Eyes, and for numerous private clients. In 2017, I started Sheography™, all-women's photography workshops." Colleen has published in numerous magazines, as well as authoring award-winning guidebooks and instructional e-books. She has served as a motivational speaker at camera clubs, national level conferences, and outdoor groups across the United States on topics related to photography, creativity, and life skills.

© Ardeth Carlson

Club Meetings

Monthly club meetings are hybrid in-person plus Zoom; the Third Monday Review session is online only. *No pass code is needed for the online meetings*

Tuesday, March 4

LPS Board Meeting

Perkins Restaurant
2222 W. Eisenhower, Loveland
6:30 PM
Open to All

Monday, March 10

Monthly Club Meeting

Trinity United Methodist Church
801 Cleveland Avenue, Loveland
Social time 6:00 PM
Meeting 6:30–8:30 PM

[https://us06web.zoom.us/j/93226580276?](https://us06web.zoom.us/j/93226580276?pwd=eWxtbVYzTGpWbWlYY3lscGNwbWZRdz09)

[j/93226580276?pwd=eWxtbVYzTGpWbWlYY3lscGNwbWZRdz09](https://us06web.zoom.us/j/93226580276?pwd=eWxtbVYzTGpWbWlYY3lscGNwbWZRdz09)

Monday, March 17

Third Monday Photo Review

6:30–8:30 PM


[https://us06web.zoom.us/j/95087721084?](https://us06web.zoom.us/j/95087721084?pwd=eXlMndWenQyaCt6WUUV6RmpeniWdz09)

[j/95087721084?pwd=eXlMndWenQyaCt6WUUV6RmpeniWdz09](https://us06web.zoom.us/j/95087721084?pwd=eXlMndWenQyaCt6WUUV6RmpeniWdz09)

The LPS Board meetings are open to all members. If you are interested in seeing how your leadership team tends to club business, you are welcome to attend, although only Board members can vote.

16th Annual Northern Colorado Youth Showcase 2025

Loveland Photographic Society



WHO: High School Students
WHAT: Enter digital and/or print photos for competition in 6 categories
WHERE: Get details from your art or photography teacher
WHEN: Deadline for entries is Friday, Feb. 28, 2025
WHY: Prizes given to winner in each category and Best Senior Award

Sponsored By:



Jax Mercantile in Loveland, CO

LPS Youth Showcase

The LPS tradition of sponsoring a photographic showcase for high-school-age students in the Front Range continues. The LPS Youth Showcase committee collects photographs from area photography teachers, which are judged by an in-person three-judge panel. Winners of each category receive an award, and the senior student with the most points acquired from their entries receives a cash award from LPS. Top scoring photos are also entered by the Youth Showcase chairperson Ruth Sprain in the Youth Showcase of PSA, and LPS images have always done very well in that national competition.

Presenter Bio (continued):

Colleen says: "When I'm not photographing, writing, or teaching, I'm probably off camping in my Alaskan Camper, stand-up paddleboarding, hiking, making sand and snow angels, taking adult ballet lessons, painting, sipping bubbly (e.g. Prosecco), reading, laughing, goofing off, wandering, and wondering...my life's motto is 'You can sleep when you're dead.' I intend to make the most of the short time I have on this Earth, helping and inspiring as many people as I can to do the same along the way."

LPS Judge Training

Three members of LPS have indicated an interest in going through training for judges of LPS competitions. Participants in the training are not required to then become judges of our monthly competitions, but the intention is to increase the number of judges so each judge does not have to serve 3 or more months during the year.

The Board has also authorized the competition chair to use the services of a non-member judge, when needed, and we are happy to have Steve Glass participate in the March judging panel.

If you are interested in going through a training session, contact Rob Huffsmith., the competition chair, at rhuffsmith2@gmail.com.

BOS and AOM Awards

The policy of LPS competitions since the restructuring of our competition levels has been to only give BOS and AOM awards to the images in Groups 2 through 5 and to print those images in the newsletter. In February, inadvertently there was a BOS and AOM for Group 1 in each of the three categories.

Group 1 is the entry to LPS competitions, and even the most experienced photographers begin there before moving to a different group when they have 9 image scores in our competitions. The intention of the system to only award BOS and AOM to images in Groups 2-5 is to encourage members to participate on a regular basis, so LPS members who only enter photos infrequently and have not submitted 9 photos within a 12-month period start back again in Group 1.

LPS Board of Directors

ELECTED OFFICERS

PRESIDENT
 — RICH KREBS
VICE PRESIDENT
 — MALCOLM PATTEN
TREASURER/MEMBERSHIP
 — JEN LAMMEY
SECRETARY
 JERRE JOHNSON

CHAIRPERSONS

PROGRAMS
 —TIM KATHKA
 —RICH KREBS
COMPETITION
 — ROB HUFFSMITH
WEBMASTER
 MIKE TESKA
PROJECTIONIST
 — MALCOLM PATTEN
MENTOR
 —MIKE WILCOX
PSA REPRESENTATIVE
 —LISA SCHNELZER
SCHOLARSHIPS
 — RUTH SPRAIN
NEWSLETTER
 —ARDETH CARLSON
FIELD TRIPS
 —JIM ROODE
PUBLICITY
 —KEVIN FETTIG
FORUM DIRECTOR
 —INGRID JACOBSON
GREETING HOST
 —BILL LUNDQUIST

Mailing Address

P. O. Box 7604
 Loveland, CO 80537

Members-Only Facebook Group

<https://www.facebook.com/groups/237033251716/>

Public Facebook Page

<https://www.facebook.com/LovelandPhotographicSociety/>

Competition Corner

Submitting Pictures for Competition or the Photo Review Session

- Log on to the LPS website
- Mouse over the **Competitions** dropdown on the Home Page.
- Select
Submit images to a Competition
- Select the Competition category or the Third Monday Photo Review
- At the bottom of the screen, click on **Upload images into the Competition.**
- Then click on the button **Select** which will open a window on your computer to select an image.
- Click on **Save Images and Proceed to Edit Page.**
- Type in a title and click on **Save any changes and return to original page.**
- You can replace any photo, up to the submission deadline, if desired.

The monthly competitions allow a single image per category. The photo review session allows up to three images.

New Members

We are happy to welcome these new members:

Debbie Campbell
Mike Schneider

Monthly Competitions

Competition Categories

Open Projected (included every month)

Nature (rotating category)

Monthly Topic: Leading Lines

Submission Deadline

Before Midnight Monday, March 3

Please keep the judging criteria in mind:

Impact—Impact is the nebulous quality of an emotional response to an image. This subjective aspect of judging should not preempt the composition or technical quality aspects.

Composition—Good composition is a pleasing arrangement of the elements in an image. There are many guidelines for good composition that judges may consider.

Technical Quality—This includes sharpness, focus, color, tonal scale, contrast, appropriate depth of field and other qualities. Consideration is also given for the effect the photographer was trying to achieve such as high key, multiple exposure, or selective focus.

Monthly Topics—The subject matter should be related in some manner to the topic. While there are no formal deductions or penalties, judges may reduce their overall score if they feel the image does not align with the monthly topic. With that said, creative interpretation is encouraged, except in categories with specific rules such as monochrome.

Open Projected—The image must begin as a photograph. From there, it is up to you. Any photograph may be entered in the Open Projected category.

March Competition Groups

Participation in a group is determined by the average of the member's 9 previous LPS competition scores. Here are the groups for the March competition:

Group 5—Max Coopwood, Ed Ogle, J.R. Schnelzer, Lisa Schnelzer, Jeff Stephenson

Group 4—Gerald Baumann, Ardeth Carlson, Kevin Fettig, Robert Huffsmith, Tim Kathka, Dan O'Donnell, Malcolm Patten, Alan Schuppan, Ruth Sprain, Mike Teska

Group 3—Jenny Anderson, Kevin Clarke, Kurt Flock, Tim Hitchcock, Jerre Johnson, Rich Krebs, Bob McDonnell, Octavio Noda, Laurie Paulik, Josemaria Quera, Dave Van Riper, Guy Wagner

Group 2—Jim Roode, Wayne Snodderly

All other members will compete in Group 1 until the member has 9 submitted images *within a 12-month period* that reach an averaged score for a different group. An individual member's competition group might vary from month to month.

Best of Show and Award of Merit will be given in Groups 2-5. In order to receive an award for a competition, an image must receive a score of 18 or above.

Group Range of 9-Score Averages

Group 5 > 22.3

Group 4 <= 22.3

Group 3 <= 21.3

Group 2 <= 20.0

Group 1 <= 18.6

2025 Competition Topics

Specific assignments are to be determined on a month-by-month basis; these are the topics for the year, listed alphabetically:

Cityscapes
Down on the Farm
Fall Spectacular
Focus on Faces
Long Exposure Photography
Macro Images
Panoramic Images
Street Photography

Nature Competition

The rotating competition category for March is Nature. The rules for nature competition photos are included on the LPS website under **Competitions>PSA Interclub Image Competitions>PSA Guidelines for Nature Images**. There is a clickable link to open the full PSA guidelines for nature photography, which is too extensive to print in the newsletter. This guide for both photographers and judges includes specific examples of the dos and don'ts of our nature competition.

It is important to understand what is acceptable in the realism category of Nature before submitting your image. If there is a question about whether an image has followed the rules, the judges and the competition chair decide whether it needs to be disqualified; unfortunately, if it is disqualified, the competition has already been closed for further entry, so it is not possible for the photographer to correct the error and resubmit it.

Although adjusting contrast and color is acceptable in editing, it is important that the image does not look unnatural. While images in the open category can be stylized to resemble a paint technique or extremely saturated for drama, a nature photography should replicate the tones and colors that are natural to the scene.

An important part of a nature image is the story that it tells. The PSA guidelines include the following considerations for judges of a PSA nature competition (summarized here):

Level 1—Descriptive stories. These are images that are limited to descriptive information about the subject (shape, color, size and so on), often with the subject in a static position.

Level 2 —Behavior and life cycle stories. These are images that illustrate typical behavior of the subject or tell a story about part of its life cycle.

Level 3 —Same-species interactions. Images at this level illustrate how creatures of the same species (mates, parents/offspring, group members, and so on) interact.

Level 4—Different species interactions. At this level the nature story is often more complex because it involves more than one species. It may show the result of an interaction, such as a cheetah dragging its prey, or it may show the interaction taking place, as in competition for food or a symbiotic relationship.

This can help explain how a perfectly nice, sharp image might not receive a high score if the story is less complex, although this is subjectively determined by individual judges.

When the subject of a nature image is not a living creature, it is still important for the image to tell a nature story. At a basic level, that story will be descriptive: this is what the nature subject looks like. Examples of how more complex stories can be told include:

- Landscapes that show how geological forces or weather phenomena have shaped the terrain.
- Landscapes that show seasonal variations in vegetation.
- Images that show the environment in which botanical subjects are growing.
- Images that show several stages in the life cycle of a botanical subject.
- Images that show the symbiotic relationship between fungi and a host.

One of the nature rules that has caused some contention is the following:
“Objects created by humans, and evidence of human activity, are allowed in Nature images only when they are a necessary part of the Nature story.”

To be clear, this is speaking of the nature story, not the image story. It still excludes evidence of human interaction. For instance, when sandhill cranes come to feed in a (obviously human created) cornfield, that is part of their migration pattern as they store up energy for their long flights. When an osprey nests in a manmade platform and their nest might include baling twine, that is their adaptation mechanism to find places and nest material to raise their young. But a chipmunk eating from a person's hand or birds at a bird feeder do not fit the rule of a

necessary part of the nature story because that is not the chipmunk's or the bird's primary source of food or necessary for them to survive (even though the chipmunk or bird might think so!). This can sometimes seem arbitrary, but the thought is to create images of the natural world outside of human actions.

Allowed digital adjustments:

- Adjust exposure, contrast, saturation, and highlight and shadow detail
- Correct white balance/color
- Convert to black & white (grayscale only)
- Remove noise, dust spots, flares
- Crop, straighten
- Sharpen (including focus stacking)

All adjustments must appear natural.

If you want to add a border to differentiate from the screen background, it should be a narrow single white or gray border.

Not allowed:

- Sky replacement, cloning anything in or out, or moving any objects
- Vignetting, post-processing blurring or burning or otherwise darkening in order to obscure parts of the image
- Images of feral animals, like wild horses, and domesticated animals such as cattle, and cultivated plants
- Watermarks or copyright text
- Any evidence of humans in the photo, such as roads, bridges, telephone poles/lines, fences, vehicle tracks, or buildings. The only exception is in cases where a manmade feature is integral to the nature story, such as an osprey in a human-built nest platform or sandhill cranes in a cornfield.
- Use of fisheye lens



LPS February Winners

All of the photos can be viewed on the LPS website under Competition Results. Select a competition and check the box "Display All." Click on an individual photo for an enlarged image and to see critiques, if any. Thank you to the February judges Kurt Flock, Dan O'Donnell, and Lorie Smith.



BOS Topic, Group 4
Alan Schuppan



AOM Topic, Group 4
Tim Kathka



BOS Topic, Group 5
J.R. Schnelzer



AOM Topic, Group 5
Lisa Schnelzer

AOM Topic, Group 3
Josemaria Quera



BOS Topic, Group 3
Kevin Fettig



BOS Topic, Group 2
Dave Van Riper





BOS Monochrome, Group 5
J.R. Schnelzer



BOS Monochrome, Group 4
Robert Huffsmith




BOS Monochrome, Group 3
Josemaria Quera




AOM Monochrome, Group 5
Max Coopwood



AOM Monochrome, Group 4
Gerald Baumann



BOS Monochrome, Group 2
Dave Van Riper




AOM Monochrome, Group 3
Jerre Johnson



AOM Monochrome, Group 2
Wayne Snodderly



BOS Open, Group 5
J.R. Schnelzer



BOS Open, Group 4
Robert Huffsmith




BOS Open, Group 3
Kevin Fettig



AOM Open, Group 5
Lisa Schnelzer



AOM Open, Group 4
Tim Hitchcock



BOS Open, Group 2
Wayne Snodderly



AOM Open, Group 3
Jerre Johnson



AOM Open, Group 2
Jim Roode

PSA Interclub Competitions

LPS is a member club of the Photographic Society of America and participates in four divisions of interclub competition: Nature, Photojournalism, Print, and Travel. There are three rounds of competition per season, with deadlines on November 15, February 15, and April 15.

LPS members who are interested in having their photos considered for our club's submissions to a PSA interclub competition can contact the LPS rep for more details.

NATURE DIVISION:

Dan O'Donnell, LPS Rep
djod@me.com

Nature Division (ND) image guidelines can be found at <https://psa-photo.org/page/nature>. Dan is looking for images that illustrate an interesting behavior or a unique point of view, not just a landscape or wildlife that is in good focus! Storytelling is an important part of the image. Maximum image size is 1920x1080 pixels.

PHOTOJOURNALISM DIVISION:

Ardeth Carlson, LPS Rep
ardeth.carlson@gmail.com

Information about the Photojournalism Division (PJD) and guidelines for photojournalism images can be found at <https://psa-photo.org/page/photojournalism>. Ardeth is looking for photos that contain informative content and emotional impact, reflecting the human presence in our world. The image should contain a strong visual story. Maximum image size is 1920x1080 pixels.

PICTORIAL PRINT DIVISION:

Lisa Schnelzer, LPS Rep
western-exposure@hotmail.com

The five image categories in the Pictorial Print Division (PPD) are: Small Color, Large Color, Small Monochrome, Large Monochrome, and Creative Altered Reality. For further information regarding submissions, contact Lisa.

TRAVEL DIVISION:

Rich Krebs, LPS Rep
rkrebs318@gmail.com

A definition of a travel photo and a PDF of the Travel Division (PTD) guidelines can be found at <https://psa-photo.org/page/photo-travel>. Rich would like images that show characteristic features of a place or a people. Image size should be a maximum of 1920x1080 pixels.

Reasons to Join PSA

An individual membership in the Photographic Society of America is an excellent bargain for photographers seeking to improve their photography skills. PSA offers free online photography courses, study groups, mentorships, and the opportunity to compete individually in the PSA divisions of Nature, Travel, Pictorial Print, Projected Image, Photojournalism, and 3D. Educational webinars on a variety of subjects can be viewed at any time.

Online image dialogue groups on various topics are open to all PSA members, in which members of groups of 6-7 submit a photo once a month, and other members offer comments, critiques, and suggested edits.

In addition, the monthly PSA Journal is available online for download. This is a beautiful publication with a lot of information about photography locations and ideas for different photo genres plus discussion on relevant topics about photography.

The annual PSA Photo Festival is a great way to meet photographers from all over the U.S. in addition to members from other countries. The program presenters are topnotch, and the tours provide fun field-trip experiences.

Members of PSA who live in Colorado can also join the Colorado chapter of PSA. This chapter meets several times during the year, featuring a speaker, and group photo tours may be offered in the future. For more information, contact Deborah Milburn at ddmilburn3@gmail.com.

LPS Photos Needed for 2024-2025 PSA Interclub Competition

The interclub reps for the four divisions in which LPS participates are now looking for photos from our members for Round 3 of the PSA interclub competition. In the Nature, Photojournalism, and Travel Divisions, the club can enter 6 images from 6 different members. In the Print Division, Lisa can submit 4 images from 4 different members in each of the 5 categories, but she can submit a photo from the same member in more than one category. If you have images you feel might do well in PSA competition, contact an LPS rep.

Join the 365-Day Challenge

If you need some inspiration and motivation to get out your camera and start shooting, consider joining the 365-day challenge for PSA members. Some participants take photographs specifically for each daily topic; others pull from their archives for an image that fits the topic. You can jump in at any time, and there is no requirement to submit for every topic. Even though there is not an option to like or comment on photos, it is fun to see how other photographers interpret the topics, often very creatively.



MEMBER ORGANIZATION

LPS Membership

Although LPS welcomes guests to our monthly club meetings, there are benefits to joining as a member. If you like to see how your images fare in competition, you can submit up to 3 photos each month in our club competitions; you also have the opportunity to have an image submitted in the PSA interclub competitions.

The club is also a great place to meet other photographers, get critiques and comments at the Third Monday Review sessions, find photo-op events and activities, and watch the recordings of meeting presentations. You might enjoy initiating meet & shoots or participating in field trips.

Your membership dues also fund our annual Youth Showcase. You can find information about the 2025 Youth Showcase on page 2 of this issue of the newsletter.

If you have questions about membership, contact Jen Lammey, the Membership Chair, at jenlammey@gmail.com.

Video Recordings Uploaded

The January recording of Joe Edelman's presentation on "Correct Exposure" has been uploaded to the LPS website for viewing by our members. Joe also provided this link in the Zoom meeting chat for more information on his topic: <https://www.joedelman.com/what-the-exposure-triangle-and-brooklyn-bridge-have-in-common>

The recording of the February presentation by Alan Murphy, "Bird Photography Tips & Tricks", has also been uploaded.

Recordings of meeting speaker presentations can be found on the LPS website at **Membership>Resource Links>Videos**. Most of our speakers have given permission for LPS to record their presentations for viewing by LPS members only. Please respect this limitation and do not give the links to non-members.

Zoom Meeting Attendance Guidelines

LPS is happy to provide an opportunity for members to attend meetings online through Zoom streaming. However, sometimes online attendees forget to turn off the microphone and camera on their own devices; that means everyone watching the presentation can watch you eating, staring, talking to someone else, the hijinks of your cat/dog, and what's going on in your room, and we can hear your phone, your TV, your roommate, your cat/dog...! When you log into the meeting, please automatically click on the microphone icon and the camera icon so that a red line appears over those indicating they are off. Now you can watch the presentation without everyone also watching you.

There are times when there is difficulty adjusting all the settings in our venue's sound system so the sound is clear in the room and online, so we welcome your input if the sound or picture is not coming through to you. If you need to communicate with the projectionist or the person who monitors the online meeting to make sure those at home can see and hear the competition slideshow and the presentation, use the chat box; you can select to send to everyone or send to the monitor, if known.

If the presenter asks if anyone has questions, you can turn on your microphone and speak, but when you are done, please turn your microphone off again.

Invitation to Submit an Article

The newsletter editor is always looking for material that would be of interest to our members for future issues of InFocus. There are many subjects for which you can share your expertise or experiences, such as post-processing techniques, camera equipment, and great locations to shoot. If you aren't confident in your writing ability, the editor will help polish your article for publication. Send your articles, suggestions, or comments to ardeth.carlson@gmail.com.

Photo Challenges

Stretch your photo skills and find motivation by participating in various online photo challenges. Here are a few suggestions.

18 Fun Photography Challenges—challenge ideas to try at any time.
<https://fixthephoto.com/blog/contests/photography-challenges.html>

Flickr Challenges

Flickr.com is an online photo sharing website that includes several weekly challenge groups:

Crazy Tuesday—The challenge is posted on Tuesday, and the photo may be taken any time during the week but can only be posted on the following Tuesday. Recent challenges:

- Different objects, same color
- Reflections
- Flowers in Black & White

Friday Friday—A new challenge is posted each Friday; photo must be taken and posted by the following Thursday. Some recent challenges:

- Measure
- Mask
- Toolkit

Smile on Saturday—A new challenge is posted each Saturday; photos can have been taken at any time but cannot have been previously posted on Flickr.

PSA 365-day Challenge

If you are a member of PSA, consider joining the 365-day challenge. Some participants take photographs specifically for each daily topic; others pull from their archives for an image that fits the topic. You can jump in at any time, and there is no requirement to submit for every topic. Even though there is not an option to like or comment on photos, it is fun to see how other photographers interpret the topics, often very creatively.

Third Monday Photo Review

An excellent way to get feedback on your photos and for experienced photographers to share their knowledge is to participate in the Monday photo review sessions via Zoom on the third Monday of each month. Participants are allowed to submit three photos no later than noon of the session day.

The review is mentored by Mike Wilcox, who welcomes and encourages comments and suggestions by all participants. Many members have reported that they have received a greater knowledge of photo techniques and also found it helpful to see their photos in the eyes of other photographers. Because judges of the monthly competition most often do not have time to offer critiques on all of the competition photos, the Third Monday Review provides that helpful aspect of improving our craft.

You are also welcome to join the meeting and participate in the discussions if you haven't submitted any of your own photos. Click on the link on page 1 of the newsletter to join the Zoom meeting.

Newsletter Index

To find articles in previous issues of the LPS InFocus newsletter, go to the Newsletter Index on the website. The index is being revised to separately list meeting presentations, featured articles, descriptions of monthly topics, and general news and information, listed in alphabetical order.

To find a specific item, the index shows the year and month of the issue of the newsletter. In order to look at the article in which you are interested, you then need to go back to Newsletters and select the designated issue.

The index goes back to 2016, and the editor has been a little lax in keeping the index current, so the plan is to add this information each month, going forward!

Submitting Third Monday Review Photos Into Competition

Several members have noted that they are having difficulty with entering a photo in a monthly competition that has previously been submitted to the Third Monday Review. To do that, the competition image must be selected from your Image Library on the LPS website, not uploaded again from your computer. If you have made changes to your Third Monday photo and want to enter that in the competition, which is allowable, you need to delete the first image from your Image Library before submitting the updated photo in the competition.

A photo that has been entered in an LPS monthly competition cannot be entered again during that year (even if you want to submit it to a different category or changed it a little), and if the photo has received a BOS or AOM award in monthly competition, it can then no longer be entered in any LPS competition except the December "Best Of" for that year.

LPS Website Discussion Forums

Log in to www.lps.cc as a member.

🔑 Click on *Discussion Forums*

🔑 You can select any of the headings, such as *Upcoming Photo Opportunities & Events* or *Meet & Shoot*

🔑 Click on *View Topics* to see the posts.

If you would like to receive notifications with the latest posts for that topic, click on the Subscribe button.

The board decided to auto subscribe all members to the Field Trips heading, but if you do not want to receive notifications of those posts, click on Edit Subscription and choose your desired option.

LPS InFocus The e-Newsletter for the Loveland Photographic Society

EDITOR

Ardeth Carlson

ardeth.carlson@gmail.com

Newsletter issues available at
<https://www.lps.cc>

LPS Speaker Recordings

Most meeting presentations have been recorded for viewing by members only. You can find links to the videos on the LPS website; go to **Membership>Resource Links>Videos**. Please *do not share* these links with non-members unless they are marked as shareable in the list.



Our Facebook group **Members of Loveland Photographic Society** provides information on club meetings and events and is a place to share your photos and initiate conversation about photography topics that interest you. You must be a current member to join the group.

JOIN THE CLUB

If you are reading this newsletter as a non-member and would like to join the Loveland Photographic Society, go to the main page on the www.lps.cc website and click on **Membership > Join or Renew**. Annual dues are \$45. Membership dues may be paid by credit card online, mailed to the P.O. box address on page 2, or by cash or a check made out to Loveland Photographic Society and given to the LPS treasurer.